


Project Name:	
Application:	
Date:	



Ace LED Troffer Flange Retrofit (TFD)

The Ace LED Troffer Flange Retrofit (TFD) is a high value product that modernizes an existing troffer. The TFD ships completely assembled and ready to install inside of an existing troffer and is the perfect solution for hard lid ceilings and surface mounted fixtures. After installed, the TFD sits against the suspending ceiling. Unlike many troffer retrofit systems, installers love the TFD because it has fit every existing troffer encountered. That keeps projects on schedule without delays caused by products that don't fit in the field. This DLC Premium Troffer Flange Kit is everything you need, and nothing that you don't. When the objective is to modernize troffer lighting with universal fitment and meets your budget, let our TFD be the Ace up your sleeve.




Highlights

- Efficacy up to >130 Lumens/Watt
- 0-10 Volt Dimming Driver
- Integral Volumetric Lens
- Frosted Lens
- 180 Degree Light Distribution
- 10 Year Warranty Complete System
- High Reflectance Coating
- Easy Installation
- Modernized Aesthetic
- Perfect for Hard Lid & Surface Mount Installations

Easy Installation

A Mount brackets to belly pan of the existing fixture



B Insert tabs thru slots in the and bend at 90 degrees



C Fasten tab to secure fixture



Quick Ship Options Available

Contact your sales representative for more information.

Ace LED Troffer Flange Retrofit (TFD)

▼ Efficacy

- Only high quality LEDs used to ensure maximum light output and longevity

▼ Thermal Dissipation

- Three aluminum core boards are mounted to fixture to aid in heat dissipation

▼ Lens

- Frosted lens is made with a high transmissive plastic to ensure maximum light output

▼ Specifications

Suitability	Retrofit existing 2x2, 2x4, Perfect for Hard Lid/Surface Mount Fixtures (1x4 additional lead times may apply)
Warranty	10 Years
Expected Life	>100,000 hours L70
Driver	Dimable 0-10V, Comes with 12V output compatible with most wireless controls
System Wattages	2x4 - 22W, 28W, 34W 1x4 & 2x2 - 18W, 22W, 26W
Efficacy	>130 Lumens Per Watt
Voltage	100-277V AC
Beam Angle	180°
Lens Options	Frosted
Color Rendering Index (CRI)	>80
Color Temperature	3500K, 4100K OR 5000K
Operating Temperature	-40F +130F
Power Factor	0.99
Total Harmonic Distortion (THD)	<10% (277V)
Certifications	UL, Lighting Facts, RoHS

▼ Ordering Information

Model	Size	Kelvin	Wattage	Options	
AL-TFD-	22-2'x2'	3500K (35K)	18, 22, 26	LEDD	Enocean Wireless Module
	24-2'x4'	4100K (41K)	22, 28, 34		
	14-1'x4'	5000K (50K)	18, 22, 26		

▼ Lumen Output

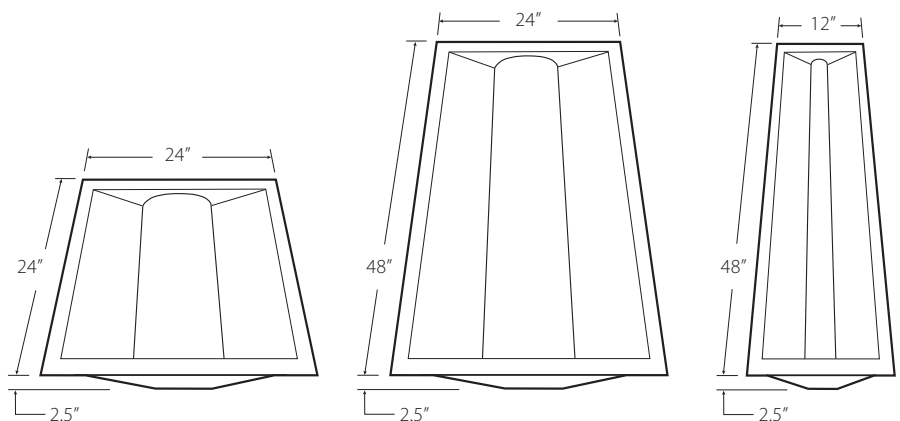
Wattage	Lumen
18	2340
22	2860
26	3380
28	3640
34	4420

Example

AL-TFD-24-50K-22-LEDD

▼ Quick Ship Options Available

Contact your sales representative for more information.



Specifications are Subject to Change.